

DR MERYL NASS MD Zoom meeting Tuesday 9 August 2022 at 20.00 (8 pm) London time, 15.00 (3 pm) New York time, 12 noon Los Angeles time, 05.00 (5 am) (Wednesday) Sydney time, 07.00 (7 am) (Wednesday) Auckland time

Stephen Frost <[REDACTED]>

Mon, Aug 8, 2022 at 10:59 AM



Dear All,


Dr Meryl Nass MD, the brilliant and courageous American medical doctor currently emerging as an expert on the monkeypox "vaccine" https://www.imdb.com/video/vi3437216281/?playlistId=tt16968086&ref_=tt_pr_ov_vi and <https://merylnass.substack.com/p/novavax-vaccine-contains-1-mg-of>, has kindly agreed to speak to us at our Zoom meeting Tuesday 9 August 2022 at 8 pm London time, 3 pm New York time, 12 noon Los Angeles time (see link here <https://us02web.zoom.us/j/9352118786?pwd=UlowWHpKdmVDeU1Hb1g0N3RpZDdqQT09> and invitation below)

Medical Doctors for Covid Ethics/C19D joint Zoom meeting Tuesday 9 August 2022 at 20.00 (8 pm) London time, 15.00 (3 pm) New York time, 12 noon Los Angeles time, 03.00 (3 am) (Wednesday) Borneo time, 05.00 (5 am) (Wednesday) Sydney time, 07.00 (7 am) (Wednesday) Auckland time.

DR MERYL NASS MD Zoom meeting Tuesday 9 August 2022 at 20.00 (8 pm) London time, 15.00 (3 pm) New York time, 12 noon Los Angeles time, 05.00 (5 am) (Wednesday) Sydney time, 07.00 (7 am) (Wednesday) Auckland time

Christine Massey <cmssyc@gmail.com>
To: Stephen Frost

Mon, Aug 8, 2022 at 8:14 PM



Darn, I'll have to miss this so will submit my questions for Dr. Nass now and watch for her answers on the recording.

1. Dr. Nass, please explain when, how and by who the alleged monkeypox virus (a replication-competent intracellular obligate parasite that transmits between hosts and causes disease via natural modes of exposure) was scientifically shown to exist. Or, if you don't know these details please explain how "viruses" in general are shown to exist.

2. How do you explain the FOI responses below?

June 10, 2022:

The U.S. Centers for Disease Control and Prevention and the Agency for Toxic Substances and Disease Registry (CDC/ATSDR) confess that they could not find any record describing anyone on Earth finding an alleged "monkeypox virus" in the bodily fluid/tissue/excrement of a diseased host (animal or human) and purifying "it"... so that "it" could be sequenced, characterized and studied with controlled experiments (aka "science"):
<https://www.fluoridefreepeel.ca/wp-content/uploads/2022/06/CDC-monkeypox-PACKAGE-redacted.pdf>

June 15, 2022:

Valery Gheen acting as Government Information Specialist at Fauci's National Institute of Allergy and Infectious Diseases (NIAID) confessed to Kristen Welch that "The Division of Intramural Research, Division of Microbiology and Infectious Diseases, and Division of Clinical Research within the NIAID searched their files" and couldn't find a single record written by anyone on the planet, ever, describing any alleged "monkeypox" being found in the bodily fluid/tissue of a human and purified... in order for "it" to be sequenced, characterized and studied with controlled experiments (aka "science"):
<https://www.fluoridefreepeel.ca/wp-content/uploads/2022/07/NIAID-Kristen-monkeypox-PACKAGE-redacted.pdf>

May 31, 2022:

New Zealand's crown research institute, the **Institute of Environmental Science and Research (ESR)**, confirmed for Michael S. that they have no record of any "monkeypox virus" found in and purified from the bodily fluid/tissue/excrement of any sick human on the planet, by anyone, anywhere, ever:

<https://www.fluoridefreepeel.ca/wp-content/uploads/2022/06/ESR-Monkeypox-PACKAGE-Redacted.pdf>

June 17, 2022:

A man or woman working on the "OIA Services Team", **Ministry of Health, New Zealand** confessed to Michael S. that the people running the Ministry have no record of any alleged "monkeypox virus" being found in the bodily fluid/tissue of anyone on Earth and purified, by anyone, anywhere, ever... in order for "it" to be sequenced, characterized and studied with controlled experiments (aka "science"):

<https://www.fluoridefreepeel.ca/wp-content/uploads/2022/07/NZ-MOH-monkeypox-tetanus-PACKAGE-Redacted.pdf>

March 31, 2022:

Lonny J. Pehrson, the man/woman who acts as Assistant Attorney General, Government Records Counsel, **State of Utah** (a corporation that masquerades as government), **Office of the Attorney General** admitted to Kristen Welch that they have no record of any "monkeypox virus" being found in and purified from the bodily fluid/tissue/excrement of any sick human on the planet, by anyone, anywhere, ever... and made numerous irrelevant statements to distract from glaring incompetence/fraud:

<https://www.fluoridefreepeel.ca/wp-content/uploads/2022/06/Utah-Office-of-Attorney-General-PACKAGE-redacted.pdf>

June 6, 2022:

Kendra Washington, woman who acts as Public Records Manager, **Florida Department of Health**, Office of the General Counsel got straight to the point when responding to Kristen Welch's FOI for records describing anyone on Earth finding any alleged "monkeypox virus" in the bodily fluid/tissue/excrement of a diseased host (animal or human) and purifying "it"... so that "it" could be sequenced, characterized and studied with controlled experiments (aka "science"):

<https://www.fluoridefreepeel.ca/wp-content/uploads/2022/06/Florida-Dept-of-Health-monkeypox-PACKAGE-no-records-redacted.pdf>

June 6, 2022:

California Department of Public Health confessed to Kristen Welch that they have no record of anyone on Earth finding any alleged "monkeypox virus" in the bodily fluid/tissue/excrement of a diseased host (animal or human) and purifying "it" so that "it" could be sequenced, characterized and studied with controlled experiments (aka "science"):

<https://www.fluoridefreepeel.ca/wp-content/uploads/2022/06/California-Dept-PH-monkeypox-PACKAGE-redacted.pdf>

June 3, 2022:

Sweden's Public Health Authority Folkhälsomyndigheten confessed to John Blaid that they have no record describing any alleged "monkeypox virus" being found in the bodily fluid/tissue of anyone on Earth and purified... by anyone, anywhere, ever... in order for "it" to be sequenced, characterized and studied with controlled experiments (aka "science").

<https://www.fluoridefreepeel.ca/wp-content/uploads/2022/06/Sweden-Folkhalsomyndigheten-monkeypox-PACKAGE.pdf>

DR MERYL NASS MD Zoom meeting Tuesday 9 August 2022 at 20.00 (8 pm) London time, 15.00 (3 pm) New York time, 12 noon Los Angeles time, 05.00 (5 am) (Wednesday) Sydney time, 07.00 (7 am) (Wednesday) Auckland time

Meryl Nass <[REDACTED]>
To: Christine Massey <cmssyc@gmail.com>

Mon, Aug 8, 2022 at 8:40 PM

Christine,

I am familiar with your famous FOIAs and the bizarre, evasive answers you have received. Good work!
But I am not going to debate the existence of viruses, which I have done 3 times on my blog. Then I stopped, as in my humble opinion it is a distraction that helps the other side.

Our job tomorrow is understanding the vaccines, at a minimum.

Meryl

[Quoted text hidden]

DR MERYL NASS MD Zoom meeting Tuesday 9 August 2022 at 20.00 (8 pm) London time, 15.00 (3 pm) New York time, 12 noon Los Angeles time, 05.00 (5 am) (Wednesday) Sydney time, 07.00 (7 am) (Wednesday) Auckland time

Christine Massey <cmssyc@gmail.com>
To: Meryl Nass

Tue, Aug 9, 2022 at 10:39 AM



Hi Dr. Nass,

(I am copying everyone again because this is important.)

With all due respect, your blog does not demonstrate the existence of any virus, there are no "vaccines" for any "virus", and letting politicians, health officials and other perpetrators off the hook when it comes to the blatantly anti-scientific procedures they rely on as evidence of "viruses" is harmful to our quest for freedom.

Why play along with their nonsensical claims of "vaccines" at all? It's obviously impossible to develop and test a vaccine against a purely imaginary and theoretical virus.

On your blog you made claims [here](#) about so-called "SARS-COV-2 sequencing" and cite "isolation" claims by CDC and Peter Doherty Institute. (We have 8 FOIs from CDC, many from Australia, [including Doherty Inst.](#)) [Here](#) you claim the alleged SARS-COV-2 was "isolated"/"cultured" and Koch's Postulates were fulfilled as closely as possible, and cited the CDC paper again. [Here](#) you insist that nonexistent coronavirus-disease-19 (diagnosed and tracked with fraudulent, meaningless tests) is contagious, drugs labelled "antiviral" are evidence of a virus, people saying otherwise need to explain various alleged phenomena, and in silico sequences labelled "genomes" are evidence of a virus.

I don't see any discussion of the methods, only vague references to "culturing", "isolation", "sequencing", and pictures. People who have read the Methods in the papers you cite find the FOIA responses predictable, not bizarre, so I have to

wonder if you ever read them.

Below is the note I recently sent to Dr. Sin Lee re the CDC's fraudulent SARS-CoV-2 isolation paper:

*Respectfully, no one at the CDC isolated/purified any alleged virus including "SARS-CoV-2". You need to actually read the methods of **their paper** if you truly believe that any "virus" was purified and/or demonstrated to exist.*

*In the Specimen Collection section of this **CDC publication**, we find that "clinical specimens from a case-patient ... were collected on day 3 postsymptom onset, placed in 2–3 mL of **viral transport medium**, used for molecular diagnosis, and frozen. Confirmed PCR-positive specimens were aliquoted and refrozen until virus isolation was initiated..."*

*The CDC's **Standard Operating Procedure** for viral transport medium includes fetal bovine serum and toxic drugs. So the clinical specimens in this study were contaminated with **genetic** material from a cow, etc. before the molecular diagnosis and "isolation" procedure even began.*

And by "isolated" the authors really only mean that stressed (malnourished/poisoned) monkey kidney cells exhibited cytopathic effects and that so-called "virus" particles were seen in the wildly unnatural culture (monkey/cow/human/bacteria/fungi/toxic drug soup) after it had been subjected to all the wildly unnatural steps required for EM imaging.

Cytopathic effects are taken as proof that:

- "the virus" exists*
- "the virus" was in the clinical sample*
- "the virus" is in the monkey soup*
- "the virus" replicated*
- "the virus" caused the CPE*
- "the virus" has been "isolated".*

This is the height of anti-science and lunacy.

The alleged "SARS-COV-2" particles were not seen in or purified from bodily fluid/tissue.

*This paper does not and could not demonstrate that these particles **caused** the cytopathic effects in the monkey cells, let alone caused "covid" or any other disease. Demonstration of CPE causation would have required that purified particles be used as the independent variable in a carefully controlled experiment.*

And no "virus" or any particular particle was sequenced or characterized. The authors' "genome" is just a meaningless in silico creation never shown to exist in the physical realm.

*Dr. Tom Cowan has written about this anti-scientific study **here**; I wrote about it **here**.)*

Cell Culture, Limiting Dilution, and Virus Isolation

We used Vero CCL-81 cells for isolation and initial passage. We cultured Vero E6, Vero CCL-81, HUH 7.0, 293T, A549, and EFKB3 cells in Dulbecco minimal essential medium (DMEM) supplemented with heat-inactivated fetal bovine serum (5% or 10%) and antibiotics/antimycotics (GIBCO, <https://www.thermofisher.com> External Link). We used both NP and OP swab specimens for virus isolation. For isolation, limiting dilution, and passage 1 of the virus, we pipetted 50 µL of serum-free DMEM into columns 2–12 of a 96-well tissue culture plate, then pipetted 100 µL of clinical specimens into column 1 and serially diluted 2-fold across the plate. We then trypsinized and resuspended Vero cells in DMEM containing 10% fetal bovine serum, 2× penicillin/streptomycin, 2× antibiotics/antimycotics, and 2× amphotericin B at a concentration of 2.5×10^5 cells/mL. We added 100 µL of cell suspension directly to the clinical specimen dilutions and mixed gently by pipetting. We then grew the inoculated cultures in a humidified 37°C incubator in an atmosphere of 5% CO₂ and observed for cytopathic effects (CPEs) daily. We used standard plaque assays for SARS-CoV-2, which were based on SARS-CoV and Middle East respiratory syndrome coronavirus (MERS-CoV) protocols (9,10).

When CPEs were observed, we scraped cell monolayers with the back of a pipette tip. We used 50 µL of viral lysate for total nucleic acid extraction for confirmatory testing and sequencing. We also used 50 µL of virus lysate to inoculate a well of a 90% confluent 24-well plate.

*...We have deposited information on the **SARS-CoV-2 USA-WA1/2020** viral strain described **here***

*(The **CDC isn't even willing** to disclose the details of their vaguely-referenced "mock infected cells" - aka invalid controls.)*

What you purchased was a monkey/cow/human/bacteria/fungi soup, never shown to contain any "virus".

Heat-inactivated SARS-CoV-2

*This product is a whole-genome sequenced preparation of Severe acute respiratory syndrome-related coronavirus 2 (SARS-CoV-2) strain 2019-n-CoV/**USA-WA1/2020** that has been inactivated by heating. This strain was originally isolated from a human case in Washington state and was deposited by the **Centers for Disease Control and Prevention**. This product is intended for use in molecular assays or as a process control (eg, viral RNA extraction through qPCR amplification process), and it can also be used to make a dilution series to estimate level of detection.*

*...Each vial contains approximately 0.25 mL of heat-inactivated, **clarified cell lysate and supernatant from Vero E6 cells** infected with SARS-CoV-2 strain 2019-nCoV/USA-WA1/2020. The vial should be centrifuged prior to opening.*

<https://www.atcc.org/products/vr-1986hk>

So the controls you attempted to implement were invalid and no one can demonstrate that your study had anything to do with a virus. But you're not alone because literally all "covid-19" research and apparently all of virology is also invalid and anti-scientific.

Dr. Mark Bailey wrote a review of your paper that was cited by Steve Kirsch.

Warning Signs You Have Been Tricked By Virologists... Again

<https://drsambailey.com/warnings-signs-you-have-been-tricked-by-virologists-again/>

Mike Stone also published a review:

<https://viroliegy.com/2022/07/26/the-virus-of-sin/>

I'm sorry but the only proper thing you can do is retract the paper.

The onus is always on governments, virologists, etc. to prove their virus claims especially when using them as an excuse to lock down or jab people. No one else has any obligation to disprove or explain anything, and it's easy to show that no virus has been scientifically demonstrated to exist, that "virus" tests are fraudulent and impossible to validate, that virology is literally not a science, and hence all related studies are based on fraud/delusional/misunderstanding.

Best wishes,
Christine

[Quoted text hidden]

DR MERYL NASS MD Zoom meeting Tuesday 9 August 2022 at 20.00 (8 pm) London time, 15.00 (3 pm) New York time, 12 noon Los Angeles time, 05.00 (5 am) (Wednesday) Sydney time, 07.00 (7 am) (Wednesday) Auckland time

Meryl Nass

Tue, Aug 9, 2022 at 7:15 PM

To: Christine Massey <cmssyc@gmail.com>



Dr. Sin Lee and I already had a zoom public debate a year ago or more with Drs. Cowan and Kaufman, and I don't understand why you want to repeat it.

Does SARS-CoV-2 exist? Something made people sick and it spread from person to person. If you don't want to call it a virus, then don't. I don't care what you call it or whether it is designated 'alive' or not. Something contagious that killed some people needed to be recognized and dealt with.

Denying its existence due to corrupt FOIA responses from corrupt agencies... Sorry, that is not evidence in my book.

Apologies to the group, but I tried to handle this in private emails multiple times.


Meryl

[Quoted text hidden]

DR MERYL NASS MD Zoom meeting Tuesday 9 August 2022 at 20.00 (8 pm) London time, 15.00 (3 pm) New York time, 12 noon Los Angeles time, 05.00 (5 am) (Wednesday) Sydney time, 07.00 (7 am) (Wednesday) Auckland time

Christine Massey <cmssyc@gmail.com>
To: Meryl Nass

Tue, Aug 9, 2022 at 7:47 PM



Dr. Nass, you sent me only 1 private email (attached, quote: *"I am familiar with your famous FOIAs and the bizarre, evasive answers you have received. Good work!"*).

My "good work" is backed by all so-called SARS-COV-2 isolation publications which you appear not to have read. None of them describe purification of any alleged SARS-COV-2 from bodily fluid/tissue/excrement. Please correct me if I'm wrong, with an actual citation. Ditto for "monkeypox virus".

I have not seen this public debate that you speak of, but the fact that neither you nor Dr. Lee have any scientific proof of the alleged replication-competent intracellular obligate parasite that transmits between hosts and causes disease via natural modes of exposure is now clear, and that you consciously choose to let government officials off the hook rather than require them to prove their claims of viruses and vaccines.

Do you have any scientific proof of your back-up narrative that "something contagious killed some people"?

I wonder how any validated tests or science could exist for an undefined "something".

Best wishes,
Christine

8/10/22, 9:28 PM

Gmail - DR MERYL NASS MD Zoom meeting Tuesday 9 August 2022 at 20.00 (8 pm) London time, 15.00 (3 pm) New York time, ...



Christine Massey <cmssyc@gmail.com>

DR MERYL NASS MD Zoom meeting Tuesday 9 August 2022 at 20.00 (8 pm) London time, 15.00 (3 pm) New York time, 12 noon Los Angeles time, 05.00 (5 am) (Wednesday) Sydney time, 07.00 (7 am) (Wednesday) Auckland time

Meryl Nass [redacted] Tue, Aug 9, 2022 at 7:51 PM
To: Christine Massey <cmssyc@gmail.com>

One of your colleagues multiply demanded I answer his questions during my talk—I had assumed you were collaborating.

Have a good life.

MN

[Quoted text hidden]
[Quoted text hidden]
<Meryl Nass Aug 8 2022 2040.pdf>

Search 'Add Link'

Export PDF

Adobe Export PDF

Convert PDF Files to Word or Excel Online

Select PDF File

Meryl Nass...2 1951.pdf

Convert to

Microsoft Word (*.docx)

Document Language: English (U.S.) Change

Convert

Edit PDF

Convert, edit and e-sign PDF forms & agreements

Free 7-Day Trial